

Board & Batten Metal Siding

The look of wood without the maintenance

GET A QUOTE


➤





Would You Believe It's Steel Metal?


With the growing trend of barndominium designs, Board and Batten Metal Siding continues to grow in popularity. These metal wall panels create a modern and stunning look. Perfect for both Commercial and Residential projects.


Is Metal Board and Batten Right for Me?

**No Maintenance**
No need to stain, paint, or seal

**Resistant to Termites and Fire**
Superior protection for your property

**Sherwin-Williams Paint**
Industry-leading paint systems for durability


**Made in the USA**
Supporting American manufacturing


**Clean Finish**
With concealed fasteners for a seamless look





Premium Metal Roofing
Standing Seam metal roofing offers a sleek, contemporary look with superior protection and energy efficiency.


Available Colors


**Barnwood Plank**


**Chippy White**


**Charcoal Burnt Plank**


**Gray Rough Sawn Cedar**


**Taupe Rough Sawn Cedar**

**Charcoal Gray CRINKLE**

**Burnished Slate CRINKLE**

**Taupe CRINKLE**

**Alamo White CRINKLE**

**Walnut**

Custom Panel Manufacturing

Built To Your Exact Requirements

1

Customer Specifications
Simply provide your project dimensions and requirements, and we'll handle the rest of the manufacturing process.

2


Precision Production
Our state-of-the-art equipment produces panels with precise dimensions and consistent quality for your specific application.

3

Material Excellence
We use only premium-grade materials with superior finishes to ensure durability, weather resistance, and aesthetic appeal.

4

Efficient Delivery
Your custom-manufactured panels are prepared for convenient delivery to your project site, ready for immediate installation.

**Technical Specifications**

Material: 26 Gauge Steel

Panel Width: 10"

Batten Height: 1"

Batten Width: 4"


Standard Lengths: Up to 40'

Maximum Length: 16"


Panel Width: Up to 40'

Finish: Sherwin-Williams Paint System

Warranty: 40-Year Paint Warranty

**Advantages**

- ✓ Weather Resistant - Handles all weather conditions
- ✓ Low Maintenance - No staining or sealing needed
- ✓ Durable - Resists impacts, dents, and scratches
- ✓ Fire Resistant - Non-combustible material
- ✓ Termite Proof - No risk of insect damage
- ✓ Energy Efficient - Reflects solar radiation
- ✓ Long Lasting - Up to 50+ years of service
- ✓ Environmentally Friendly - 100% recyclable

**Common Applications**

- Modern Residential Homes
- Barndominium Projects
- Agricultural Buildings
- Commercial Storefronts
- Shed & Workshop Exteriors
- Accent Walls
- Interior Feature Walls
- Modern Office Buildings

